

## Ideas for acorns- London Zoo-Kew Gardens and Chelsea Flower show Week beg: 1<sup>st</sup> June

Please pick and choose as many of the following as you would like. If you would like to show me what you are up to at home, please either upload photos to tapestry or send via email. I look forward to hearing from you all.


<p>Communication and language</p> <p><u>Listening and Attention</u></p> <p><b>I listen to stories with increasing attention and recall.</b></p> <p><b>I can follow directions (if not intently focused on my choice of activity).</b></p>	<p>Physical development</p> <p><u>Moving and handling</u></p> <p><b>I can hold a pencil between thumb and two fingers, no longer using whole-hand grasp.</b></p> <p><b>I can copy some letters, e.g. letters from my name.</b></p> <p>(Funky fingers activities help to develop finger strength leading to a good pencil grip)</p>	<p>Literacy</p> <p><u>Reading</u></p> <p><b>I listen to stories with increasing attention and recall.</b></p> <p><b>I describe main story settings, events and principal characters.</b></p> <p><b>I show interest in illustrations and print in books and print in the environment.</b></p>	<p>Literacy</p> <p><u>Writing</u></p> <p><b>I sometimes give meaning to marks as I draw and paint.</b></p> <p><b>I can ascribe meanings to marks that I see in different places</b></p>	<p>Maths</p> <p><u>Number</u></p> <p><b>I can recognise numerals 1 to 5</b></p> <p><b>I can count up to three or four objects by saying one number name for each item</b></p>
<p>Two great growing stories that can be found on you tube if you haven't got the books:</p> <p>Oliver's vegetables</p> <p>Jasper's Beanstalk</p> <p>Talk about the story together- what can you</p>	<p>Funky fingers-</p> <p>1 fill a zip lock bag with paint (make sure it's sealed I often put tape over the top too) lay on a flat surface and make</p>	<p>Read Jasper's Beanstalk. Describe to your adult what you would like to find at the top of a beanstalk. Can you</p>	<p>After taking a photo of your favourite part of the garden explain to your adult what you like about it so they can write it down.</p>	<p>Put groups of veg into groups of 1-5. Can you put the correct number next to each group?</p> <p>Draw some flowers without petals. Have</p>

remember? What was the best bit?

Can you follow directions- adult to give instructions for child to follow- can you go upstairs and find something blue? etc

2

patterns with your fingers.



If you have an old tennis ball make a slit so it becomes a pac man. Get your child to squeeze the ball then feed the pac man bits of pasta or beads etc

3. This is very tricky- can you tie knots in a piece of string or wool? Adult modelling tying required!

4. do you have nuts and bolts at your house? Screwing them together is a great finger gym exercise.

draw a picture of what you would find?

What are your favourite pictures from a story? Why do you like them?

Oliver's Vegetables- who were the main characters? Where did the story take place? Did the story have a good ending?

Practise writing your name- write it in sand, foam, rice. Use playdough to make the letters.



Paint your name with water on the path. Chalk your name. Use pens and pencils to write your name. (doesn't have to be the whole name any letter or letters is a good start.)

number cards 1-10. Pick a number and add that amount of petals. Petals can be pasta stones drawn on




Playdough flower pots- with either made flowers, real flowers, fake flowers throw a dice and add the correct amount to the pot



	<p>5. pulling small things out of jelly or hair gel?</p>  <p>6. mash playdough with a masher</p> 			<p>If your child is confident then throw two dice to create an addition pot.</p>
<p>Maths</p> <p><u>Shape space and measure</u></p> <p>I can order two or three items by length or height</p>	<p>Expressive arts</p> <p><u>Exploring and using materials</u></p> <p>I am beginning to be interested in and describe the texture of things.</p> <p>I use various construction materials.</p>	<p>Understanding the world</p> <p><u>The world</u></p> <p>I have observed things such as plants, animals, natural and found objects.</p> <p>I talk about why things happen and how things work.</p>	<p>Understanding the world</p> <p><u>Technology</u></p> <p>I know that information can be retrieved from computers</p>	<p>Physical development</p> <p><u>Moving and handling</u></p> <p>I walk downstairs, two feet to each step while carrying a small object.</p> <p>I run skilfully and negotiate space successfully, adjusting speed or direction to avoid obstacles.</p>

<p>Can you find a plant in your garden that is taller than you? Can you find one that is taller than mummy or daddy? Can you find one smaller than you?</p> <p>If you have a packet of potatoes or carrots what order would you put them in? could you draw round them to show me the order?</p> <p>Using duplo measure a flower that you can find in your garden, in a pot or maybe in a vase. Can you count how many bricks tall they are?</p>	<p>Can you make a beanstalk? You could use lego, tubes, boxes, paper, paint. Add leaves and think about where your beanstalk could lead.</p> <p>Look at some vegetables- what shapes are they? What do they feel like? Have a go at drawing them- think about their shape and colour. Could you add something to add texture?</p> <p>vegetable printing- ask an adult to cut some veg that isn't needed in half. Use the halves to print patterns. Can you repeat your pattern?</p> <p>Toilet roll flower tops- paint 2/3rds of a toilet roll green and the rest a flower colour. When its dry snip down the</p>	<p>Look at the things growing in your garden or in your house. What do they need to grow? Can you make a photo collage of what they need with help from your adult.</p> <p>Look at the fruit and veg in your house. Can you sort them into two piles- ones that grow above the ground ones that grow below.</p> <p>Cook and bake, make lunch, help with dinner- how do ingredients change?</p>	<p>Look at the RHS website and the Chelsea flower show. Which plants are your favourites?</p> <p>Using a tablet, phone or camera take some photos of some things you really like in the garden.</p> <p>Phonics bloom and phonics play.</p>	<p>When out or in the garden play tag, jumping games, dodging games.</p> <p>Help your adult by bringing things carefully downstairs</p> <p>Can you walk on a beam? Put anything straight on the floor a plank, tape, stick- can you walk along the line?</p>
--	--	--	--	--

	colour to make flowers. 			
--	--	--	--	--

### Phonics Phase 1 and 2

1. c k u r- introduce the sounds. Make little groups of objects you can find with the initial sound.
2. Watch Mr Thorne and Geraldine. Watch alphablocks.
3. Collect objects that are cvc- dog cat pig pen peg etc. sound out the word for your child- can they find the object?
4. Make sound targets to be hit with bean bags nerf gun bullets pebbles etc
5. With the sounds satipmnd make cvc words and add sound buttons under each sound so your child can see (big dots). Touch the sound with your finger and say the sounds. Blend the sounds into the word. When your child is confident they can do it with you.



6. Use post its or marker on large duplo.  
Can your child find the bricks to build the word?



Helpful websites:

<https://www.youtube.com/watch?v=2yvllKqyVUc> Oliver's Vegetables

[https://www.youtube.com/watch?v=Da6lxY\\_8jmU](https://www.youtube.com/watch?v=Da6lxY_8jmU) Jasper's Beanstalk

<https://www.kew.org/>

<https://www.rhs.org.uk/shows-events/virtual-chelsea>

<https://www.oxfordowl.co.uk/>

<https://app.gonoodle.com/>

<https://www.storybots.com/>

<https://www.teachyourmonstertoread.com/>

vooks.com